

## SECTION 1: SUMMARY OF ALL-INDIA AYUSH INFRASTRUCTURE FACILITIES

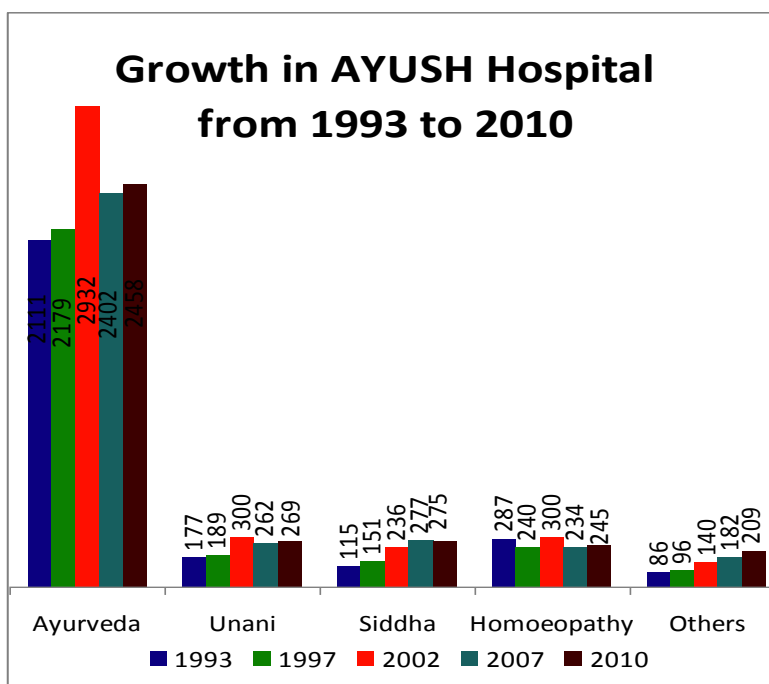
The present chapter provides an overview of the Infrastructural Facilities in respect of AYUSH System of medicines in India. It contains various indicators relating to healthcare delivery system and mechanism under the AYUSH system in India. These health structure indicators include educational infrastructure as well as service infrastructure. The database provided here will definitely serve as an authentic source of information for researchers, planners etc. via providing them a base for planning and policy formulation regarding AYUSH.

The Department of AYUSH is collecting the data on various aspects of AYUSH including infrastructural facilities available in India from various sources on annual basis. Since creation of a separate Department of AYUSH, a positive impact has been observed in growth of almost all AYUSH infrastructural facilities due to Departmental investment and focus on overall development of these systems since 8th plan onwards. During the successive plan periods, the departmental investment had shown an increasing annual growth rate. Financial investment of the department of AYUSH was Rs. 13.58 Crore in 1992-93, which has increased to Rs. 678.97 crore in 2009-10, showing an annual growth rate of 26.8% since 8th Plan onwards.

The present section analyzes the trend in the growth of AYUSH infrastructural facilities 8th Plan onwards. System-wise AYUSH infrastructural facilities available in the country as on 1.4.2010 are placed in Table 1.1. The average annual growth rates in AYUSH infrastructural facilities during last three Five Year Plans (1992-93 to 2009-2010) are placed at Tables 1.2.

### (a) AYUSH Hospitals:

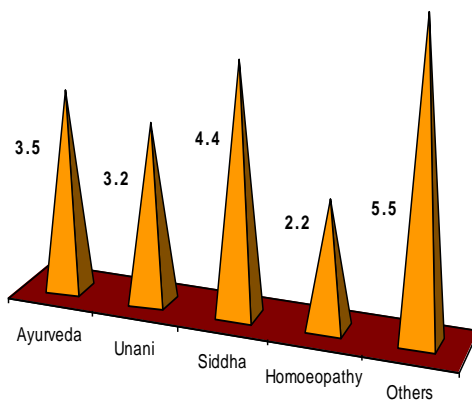
There were 3277 AYUSH hospitals in the country as on 1.4.2010. Maximum number of hospitals (2458) is Ayurveda hospitals, whereas, 269, 275, 24 and 245 hospitals pertain to Unani, Siddha, Naturopathy and Homoeopathy systems respectively. There are only 4 Yoga hospitals and two Sowa-Rigpa (Amchi) hospitals in India. On an average, AYUSH hospitals have grown at the rate of 1.2% per annum since 1993. Ayurveda hospitals registered a growth of 0.9% per annum, whereas, average annual growth rates of 2.5%, 5.3%, and 1.0% have been registered in the hospitals under Unani, Siddha, Yoga and Naturopathy systems respectively. On an average, Homoeopathy hospitals have declined by 0.9% per annum during 1993-2010. Yoga hospital have also declined by 6.0% per annum during 2001-2010.



**(b) Bed Strength of AYUSH Hospitals:**

There were 62649 beds under AYUSH hospitals in the country as on 1.4.2010. Maximum number of beds (44820) has been reported in Ayurveda hospitals, whereas, 4894, 2576, 35, 661, 9631 and 32 beds pertain to Unani, Siddha, Yoga, Naturopathy, Homoeopathy and Sowa-Rigpa (Amchi) hospitals respectively. On an average, beds of AYUSH hospitals have grown at the rate of 3.4% per annum since 1993. Average annual growth rates of 3.5%, 3.2%, 4.4%, 2.2% and 1.5% have been registered in the bed strengths of Ayurveda, Unani, Siddha, Homoeopathy and Sowa-Rigpa (Amchi) respectively during 1993-2010, whereas, bed strength of Yoga and Naturopathy hospitals have declined by 17.6% and 1.5% per annum respectively.

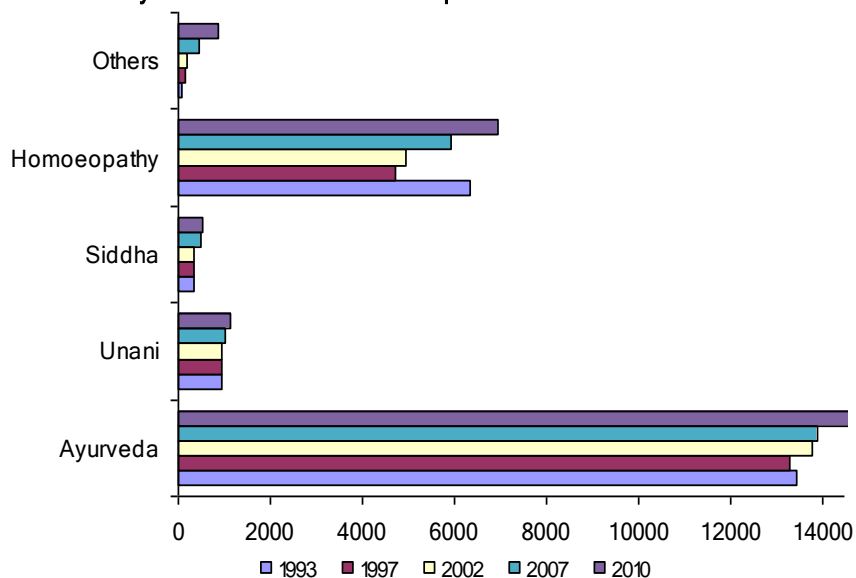
**System-wise Average Annual Growth Rate (%) of Beds during 1993-2010**



**(c) AYUSH Dispensaries:**

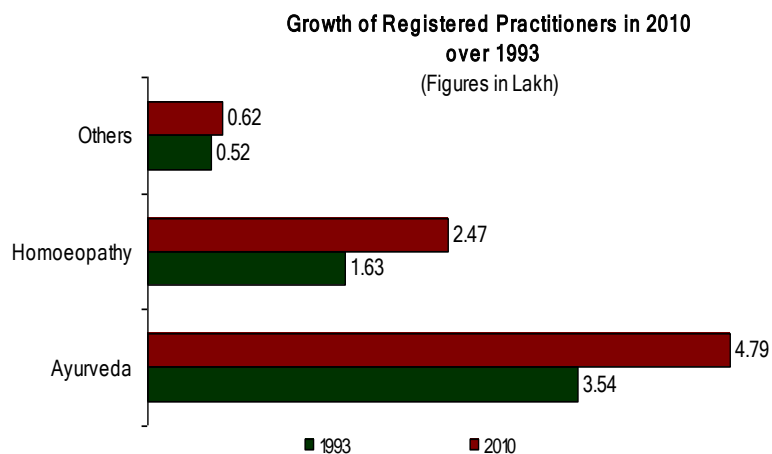
As on 1.4.2010, 24289 AYUSH dispensaries existed in the country. Maximum number of dispensaries (15353) have been recorded in Ayurveda system of medicine, whereas, 1146, 541, 59, 97, 6958 and 135 are Unani, Siddha, Yoga, Naturopathy, Homoeopathy and Sowa-Rigpa (Amchi) dispensaries respectively. On an average, AYUSH dispensaries have increased at the rate of 0.8% per annum during 1993-2010. Ayurveda dispensaries registered a growth of 0.8% per annum only, whereas, annual growth rates of 1.1%, 3.1%, 6.3%, 0.6% and 4.9% have been registered in Unani, Siddha, Homoeopathy and Sowa-Rigpa (Amchi) dispensaries respectively during the period 1993-2010. Average annual growth rate of 6.3% have been registered for Naturopathy dispensaries whereas Yoga dispensaries have declined by 1.1% per annum.

**System-wise number of Dispensaries as on 1.4.2010**



**(d) Registered Practitioners under AYUSH Systems:**

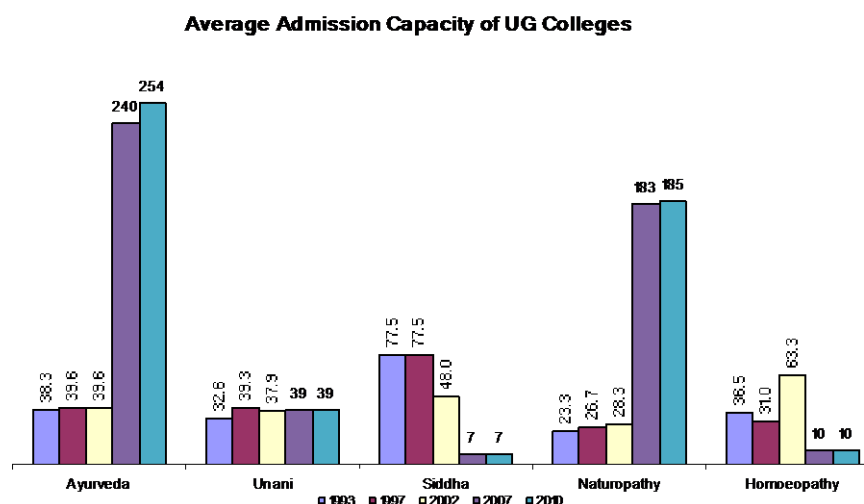
Human resource indicators cover the details of AYUSH practitioners in the country. These indicators provide an overview of the availability of ISM & Homoeopathy practitioners, and also give an idea of regional distribution and disparities. There were 785185 AYUSH registered practitioners through out the country as reported by State



Boards/Councils of Indian Systems of Medicine and Homoeopathy (ISM&H) as on 1.4.2010. Maximum 478750 practitioners have been registered under Ayurveda System, whereas, 246772 practitioners are under Homoeopathy System. Only, 51067, 7195 and 1401 practitioners have been registered under Unani, Siddha and Naturopathy systems respectively. On an average, registered practitioners under AYUSH systems have grown at the rate of 1.9% per annum during 1993-2010. The number of Ayurveda registered practitioners observed a growth of 1.8% per annum only, whereas, average annual growth rates of 1.5% and 2.5% has been registered in Unani and Homoeopathy practitioners respectively during 1993-2010. However, on an average, the number of registered practitioners of Naturopathy has increased by 13.4% per annum during the period 1988-2010. Similarly, there is 6.6% average annual growth rate of Siddha practitioners during the period 2004-2010.

**(e) Under Graduate Colleges under AYUSH Systems:**

A considerable increase in AYUSH colleges/Teaching institutions has been observed during 1993-2010. There were 495 AYUSH under Graduate Colleges with admission capacities for 26790 students through out the country as on 1.4.2010. Maximum 254 Under Graduate Colleges with admission capacities for 11927 students belonged to Ayurveda, whereas, 185 Under Graduate Colleges with admission capacities for 12371 students were under Homoeopathy system. Only, 39, 7 and 10 Under Graduate Colleges with

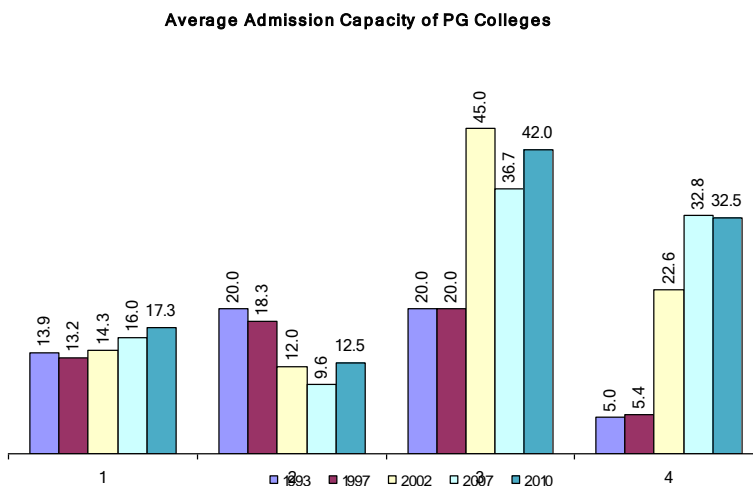


Only, 39, 7 and 10 Under Graduate Colleges with

admission capacities for 1757, 350 and 385 students belonged to Unani, Siddha and Naturopathy systems respectively. On an average, Under Graduate colleges under AYUSH Systems have grown at the rate 3.5% per annum during the last three Five Year Plans. Ayurveda Under Graduate colleges registered the growth of 3.9% per annum, whereas, average annual growth rates of 2.2%, 7.6%, 7.3% and 3.0% were registered for the Unani, Siddha, Naturopathy and Homoeopathy Under Graduate colleges respectively during 1993-2010. Similarly, on an average, admission capacities of Under Graduate colleges under AYUSH systems have grown at the rate 5.8% per annum, while, Ayurveda, Unani, Siddha, Naturopathy and Homoeopathy Under Graduate colleges have been grown by 5.2%, 4.1%, 4.9%, 10.5% and 6.7% respectively during 1993-2010.

**(f) Post Graduate Colleges under AYUSH Systems:**

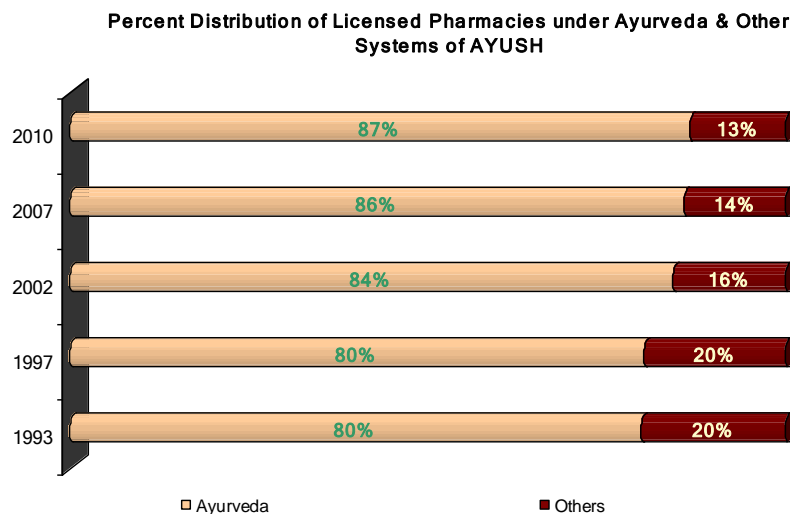
Post-Graduate education comprises a significant component of teaching institutions under various systems of AYUSH. There were 106 AYUSH Post Graduate Colleges with admission capacities for 2384 students (including six exclusive Post Graduate colleges with their admission capacities for 225 students) were in existence in the country as on 1.4.2010. Maximum 64 Post Graduate colleges with their admission capacities for 1110 students belong to Ayurveda system, whereas, 33 Post Graduate



colleges with their admission capacities for 1073 students were under Homoeopathy system. Only, 6 and 3 Post Graduate Colleges with their admission capacities for 75 and 126 students belonged to Unani and Siddha systems respectively. On an average, the number of Post Graduate Colleges under AYUSH systems has grown at the rate 5.5% per annum and their admission capacities have grown by 9.2% per annum during 1993-2010. The average annual growth rates of 4.4%, 6.7%, 6.7% and 7.9% have been registered in the strengths of Ayurveda, Unani, Siddha and Homoeopathy Post Graduate colleges, whereas, their admission capacities have been grown by 5.7%, 3.8%, 11.4% and 20.5% annually respectively during 1993-2010.

**(g) Drug Manufacturing Units under AYUSH Systems:**

There were 8644 manufacturing units existing in the country as on 1.4.2010, engaged in manufacturing the AYUSH drugs. Maximum 7494 manufacturing units were engaged in manufacturing of Ayurveda drugs, whereas, 414, 338 and 398 manufacturing units were involved in manufacturing of Unani, Siddha and Homoeopathy drugs respectively. A marginal



declining trend of 0.2% per annum was realized in total AYUSH drug manufacturing units during 1992-2010. The Ayurveda and Unani Drug manufacturing units have registered the average annual growth rate of 0.3% and 0.1% respectively whereas, on an average, drug manufacturing units of Siddha and Homoeopathy have declined by 2.4% and 4.5% annually respectively during 1993-2010.

\*\*\*\*\*