

SECTION 1: SUMMARY OF ALL-INDIA AYUSH INFRASTRUCTURE FACILITIES

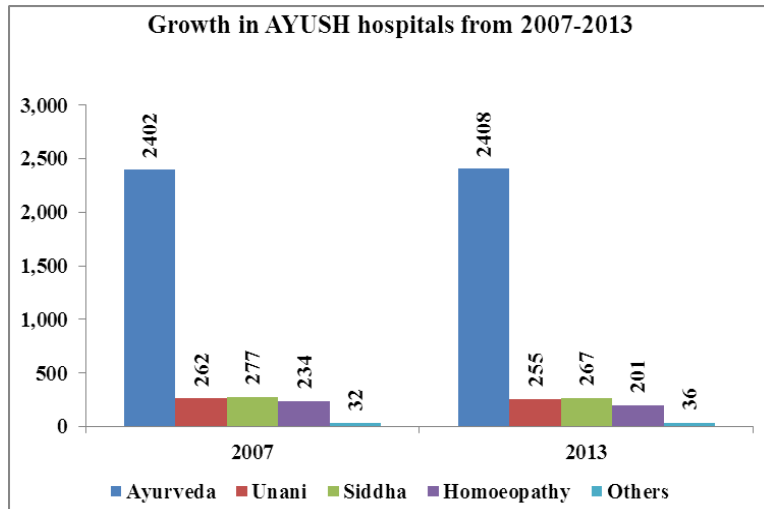
The present chapter provides an overview of the Infrastructural Facilities in respect of AYUSH System of medicines in India. It contains various indicators relating to healthcare delivery system and mechanism under the AYUSH system in India. These health structure indicators include educational infrastructure as well as service infrastructure. The database provided here will definitely serve as an authentic source of information for researchers, planners etc. via providing them a base for planning and policy formulation regarding AYUSH.

The Department of AYUSH is collecting the data on various aspects of AYUSH including infrastructural facilities available in India from various sources on annual basis. Since creation of a separate Department of AYUSH, a positive impact has been observed in growth of almost all AYUSH infrastructural facilities due to Departmental investment and focus on overall development of these systems since 8th plan onwards. During the successive plan periods, the departmental investment had shown an increasing annual growth rate. Financial investment of the department of AYUSH was Rs. 33.04 Crore in 1997-98, which has increased to Rs. 580.60 crore in 2012-13.

The present section analyzes the trend in the growth of AYUSH infrastructural facilities 8th Plan onwards. System-wise AYUSH infrastructural facilities available in the country as on 1.4.2013 are placed in Table 1.1. The average annual growth rates in AYUSH infrastructural facilities during last three Five Year Plans (1992-93 to 2012-2013) are given in Tables 1.2.

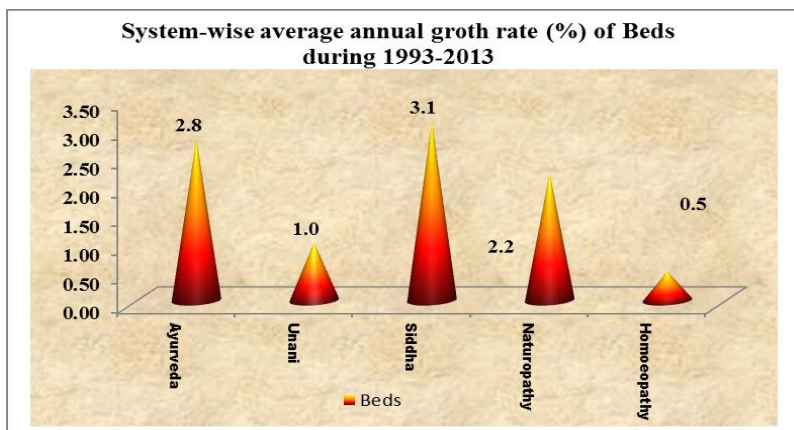
(a) AYUSH Hospitals:

There were 3167 AYUSH hospitals in the country as on 1.4.2013. Maximum number of hospitals (2408) is Ayurveda hospitals, whereas, 255, 267, 29 and 201 hospitals pertain to Unani, Siddha, Naturopathy and Homoeopathy systems respectively. There are only 7 Yoga hospitals in India. On an average, AYUSH hospitals have grown at the rate of 0.8% per annum since 1993. Ayurveda hospitals registered a growth of 0.6% per annum, whereas, average annual growth rates of 1.9% and 4.5% have been registered in the hospitals under Unani and Siddha respectively. On an average, Homoeopathy hospitals have declined by 1.9% per annum during 1993-2013.



(b) Bed Strength of AYUSH Hospitals:

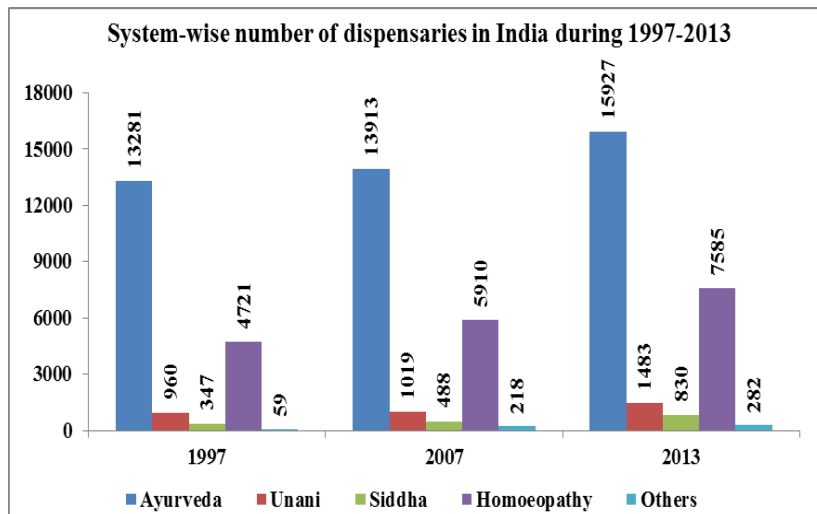
There were 57056 beds under AYUSH hospitals in the country as on 1.4.2013. Maximum number of beds (42830) has been reported in Ayurveda hospitals, whereas, 3489, 2285, 87, 984 and 7381 beds pertain to Unani, Siddha, Yoga, Naturopathy and Homoeopathy hospitals respectively. On an average,



beds of AYUSH hospitals have grown at the rate of 2.4% per annum since 1993. Average annual growth , rates of 2.8%, 1.0%, 3.1% 2.2% and 0.5% have been registered in the bed strengths of Ayurveda, Unani, Siddha, Naturopathy and Homoeopathy respectively during 1993-2013.

© AYUSH Dispensaries:

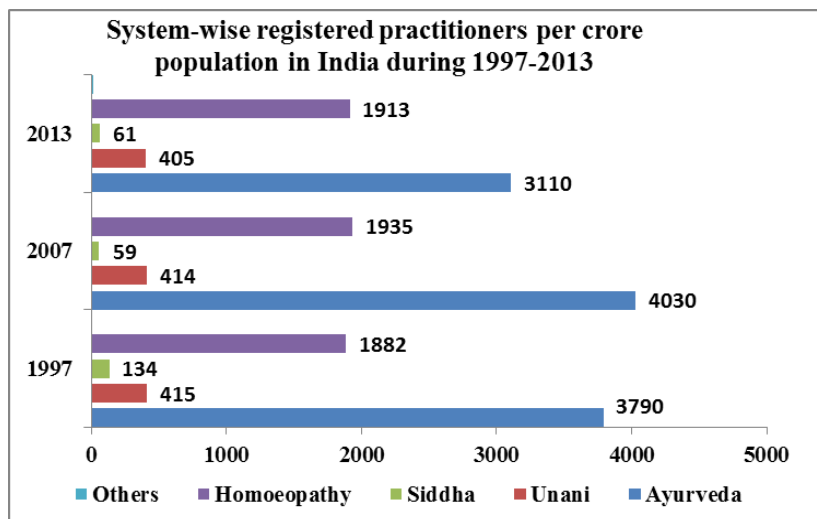
As on 1.4.2013, 26107 AYUSH dispensaries existed in the country. Maximum number of dispensaries (15927) have been recorded in Ayurveda system of medicine, whereas, 1483, 830, 140, 120, 7585 and 22 are Unani, Siddha, Yoga, Naturopathy, Homoeopathy and Sowa-Rigpa dispensaries respectively. On an average, AYUSH dispensaries have increased at the rate of 1.1% per annum during 1993-2013. Ayurveda dispensaries registered a growth of 0.9%



per annum only, whereas, annual growth rates of 2.2%, 4.9%, 6.6%, 6.6% and 0.9% have been registered in Unani, Siddha, Yoga, Naturopathy and Homoeopathy dispensaries respectively during the period 1993-2013. Average annual growth rate of Sowa-Rippa dispensaries have been declined at the rate of 4.9% per annum during 2001-2013.

(d) Registered Practitioners under AYUSH Systems:

Human resource indicators cover the details of AYUSH practitioners in the country. These indicators provide an overview of the availability of ISM & Homoeopathy practitioners, and also give an idea of regional distribution and disparities. There were 686319 AYUSH registered practitioners through out the country as reported by State Boards/Councils of Indian Systems of Medicine and Homoeopathy (ISM&H) as on 1.1.2013. Maximum 387976




practitioners have been registered under Ayurveda System, whereas, 238648 practitioners are under Homoeopathy System. Only, 50475, 7600 and 1620 practitioners have been registered under Unani, Siddha and Naturopathy systems respectively. On an average, registered practitioners under AYUSH systems have grown at the rate of 0.9% per annum during 1993-2013. The number of Ayurveda registered practitioners observed of 0.5% per annum only, whereas, average annual growth rates of 1.2% and 1.9% has been registered in Unani and Homoeopathy practitioners respectively during 1993-2013. However, on an average, the number of registered practitioners of Naturopathy has

increased by 10.0% per annum during the period 1998-2013. However, there is a declining 2.3% average annual growth rate of Siddha practitioners during the period 2004-2013.

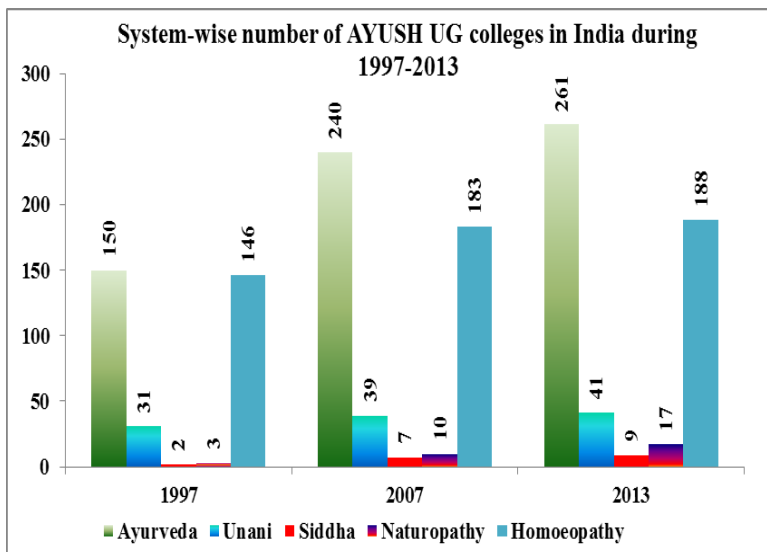
(e) Institutional Qualified Registered Practitioners under AYUSH Systems:

Number of Institutionally Qualified (IQ) registered practitioners has been increased during 2011-2013. The total number of IQ registered practitioners has increased from 335007 in 2011 to 461032 in 2013. The highest increased IQ registered practitioners has been noted in Homoeopathy stream from 84577 to 166329 registered practitioners. However, the number of Ayurvedic IQ registered practitioners has increased from 216531 in 2011 to 236922 in 2012 and then increased to 254947 registered practitioners.



(f) Under Graduate Colleges under AYUSH Systems:

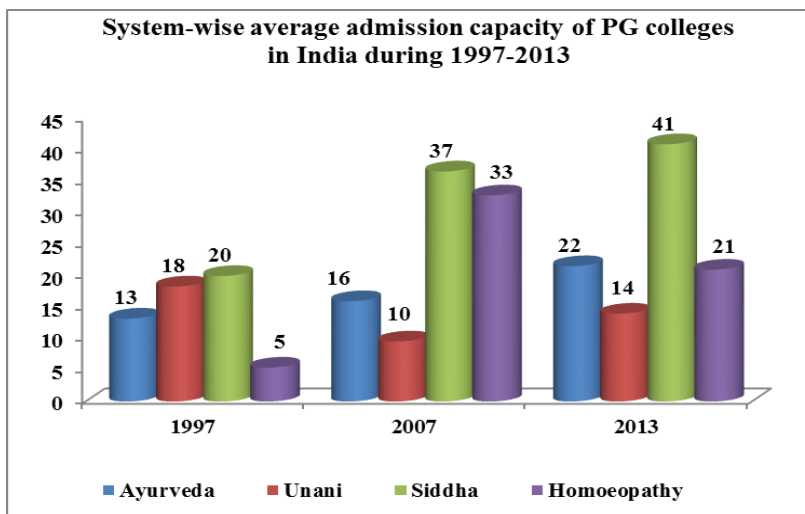
A considerable increase in AYUSH colleges/Teaching institutions has been observed during 1993-2013. There were 516 AYUSH under Graduate Colleges with admission capacities for 25507 students throughout the country as on 1.4.2013. Maximum 261 Under Graduate Colleges with admission capacities for 10472 students belonged to Ayurveda, whereas, 188 Under Graduate Colleges with admission capacities for 12196 students were under Homoeopathy system. Only, 41, 9 and 17 Under Graduate Colleges with admission capacities for 1591, 398 and 850 students belonged to Unani, Siddha and Naturopathy systems respectively.



On an average, Under Graduate colleges under AYUSH Systems have grown at the rate 3.6% per annum during the last four Five Year Plans. Ayurveda Under Graduate colleges registered the growth of 4.2% per annum, whereas, average annual growth rates of 2.2%, 7.4%, 8.6% and 2.8% were registered for the Unani, Siddha, Naturopathy and Homoeopathy Under Graduate colleges respectively during 1993-2013. Similarly, on an average, admission capacities of Under Graduate colleges under AYUSH systems have grown at the rate 5.0% per annum, while, Ayurveda, Unani, Siddha, Naturopathy and Homoeopathy Under Graduate colleges have been grown by 4.3%, 3.1%, 4.8%, 12.6% and 5.7% respectively during 1993-2013.

(g) Post Graduate Colleges under AYUSH Systems:

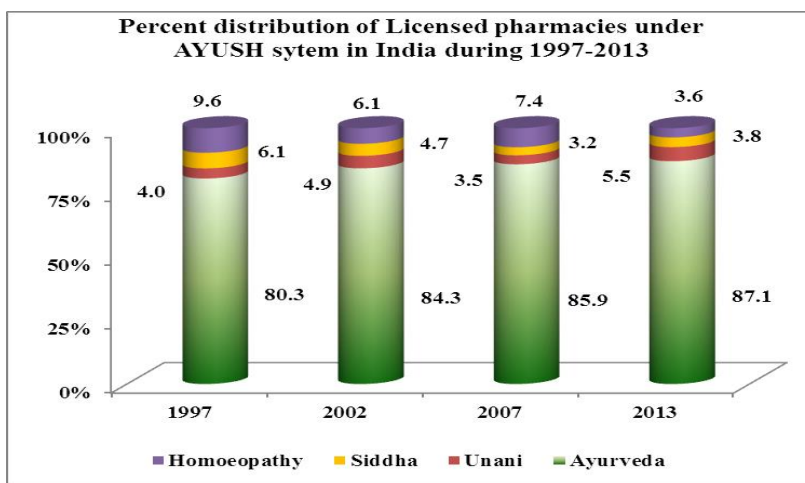
Post-Graduate education comprises a significant component of teaching institutions under various systems of AYUSH. There were 127 AYUSH Post Graduate Colleges with admission capacities for 2776 students (including six exclusive Post Graduate colleges with their admission capacities for 203 students) were in existence in the country as on 1.4.2013. Maximum 76 Post Graduate colleges with their admission capacities for 1709 students



belong to Ayurveda system, whereas, 40 Post Graduate colleges with their admission capacities for 831 students were under Homoeopathy system. Only, 8 and 3 Post Graduate Colleges with their admission capacities for 112 and 124 students belonged to Unani and Siddha systems respectively. On an average, the number of Post Graduate Colleges under AYUSH systems has grown at the rate 5.6% per annum and their admission capacities have grown by 8.6% per annum during 1993-2013. The average annual growth rates of 4.6%, 7.2%, 5.6% and 7.7% have been registered in the strengths of Ayurveda, Unani, Siddha and Homoeopathy Post Graduate colleges, whereas, their admission capacities have been grown by 7.1%, 5.3%, 9.6% and 15.7% annually respectively during 1993-2013.

(g) Drug Manufacturing Units under AYUSH Systems:

There were 8896 manufacturing units existing in the country as on 1.4.2013, engaged in manufacturing the AYUSH drugs. Maximum 7744 manufacturing units were engaged in manufacturing of Ayurveda drugs, whereas, 485, 344 and 323 manufacturing units were involved in manufacturing of Unani, Siddha and Homoeopathy drugs respectively. A marginal growth trend of 0.1% per annum was realized in total



AYUSH drug manufacturing units during 1993-2013. The Ayurveda and Unani Drug manufacturing units have registered the average annual growth rate of 0.5% and 0.7% respectively whereas, on an average, drug manufacturing units of Siddha and Homoeopathy have declined by 0.7% and 4.5% annually respectively during 1993-2013.
