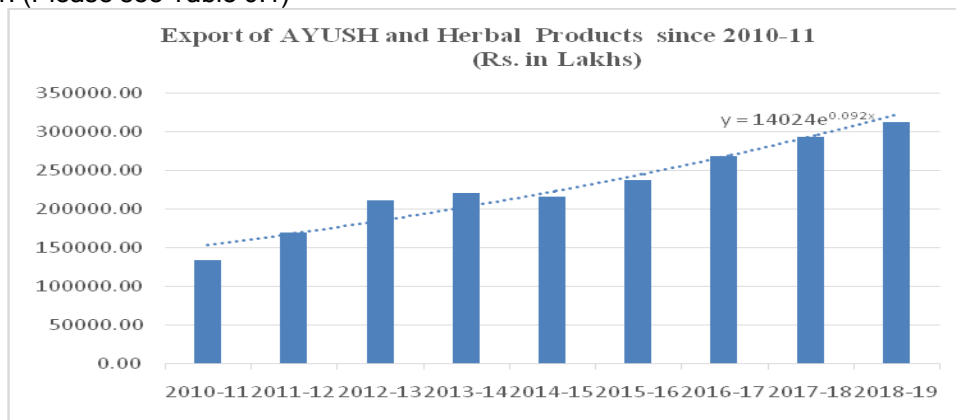


SECTION 9: AYUSH RELATED FOREIGN TRADE

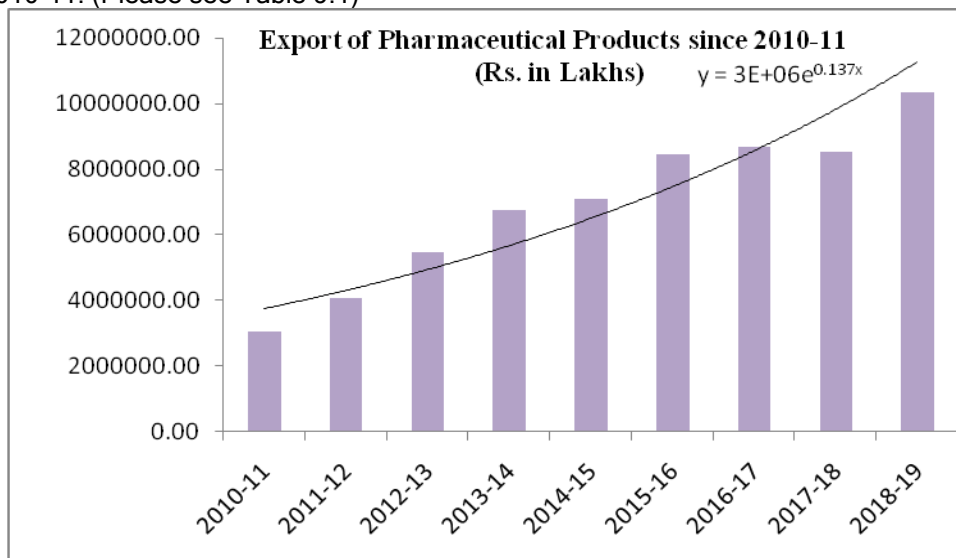
AYUSH medicaments, medicinal plants and their by-products constitute an important part of the Indian Foreign Trade. This section on AYUSH related foreign trade provides a brief overview of India's foreign trade in respect of these AYUSH related products. A continuous growth in Export over Import as related to AYUSH Products has been observed during last ten years that signify the continuous increasing interest in AYUSH system of medicines outside the boundary of the territory.

Table 9.1 Export of AYUSH items

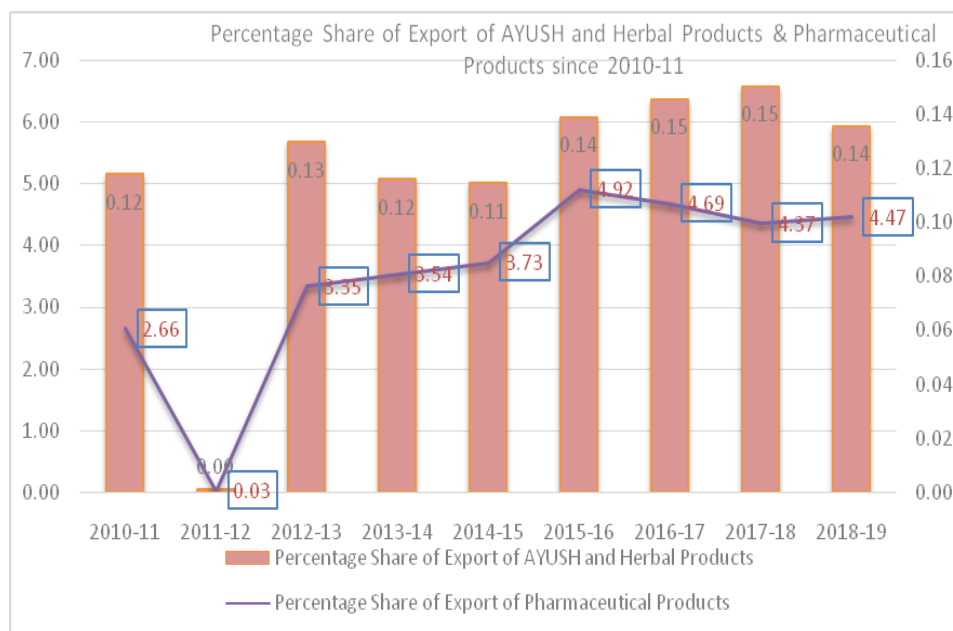
The export of AYUSH and Herbal products has gradually increased from 1346.99 crores in 2010-11 to 3127.26 crores in 2018-19 except for the year 2014-15. The export of AYUSH and Herbal products has increased from 2693.57 crores in 2016-17 to 2940.05 crores in 2017-18 with increase annual growth rate of 9% whereas it has further increased to 3127.26 crores in 2018-19 with increase annual growth rate of 6%. The value for the exponential growth equation demonstrates that the average annual growth rate of export of AYUSH and Herbal Products has increased to 9% since 2010-11. (Please see Table 9.1)



The export of Pharmaceuticals products has gradually increased from 30383.19 crores in 2010-11 to 103239.93 crores in 2018-19 except for the year. The export of AYUSH and Herbal products has decreased from 86705.49 crores in 2016-17 to 85447.30 crores in 2017-18 with decrease annual growth rate of -1% whereas it has further increased to 103239.93 crores in 2018-19 with increase annual growth rate of 21%. The value for the exponential growth equation demonstrates that the average annual growth rate of export of Pharmaceuticals products has increased to 13% since 2010-11. (Please see Table 9.1)



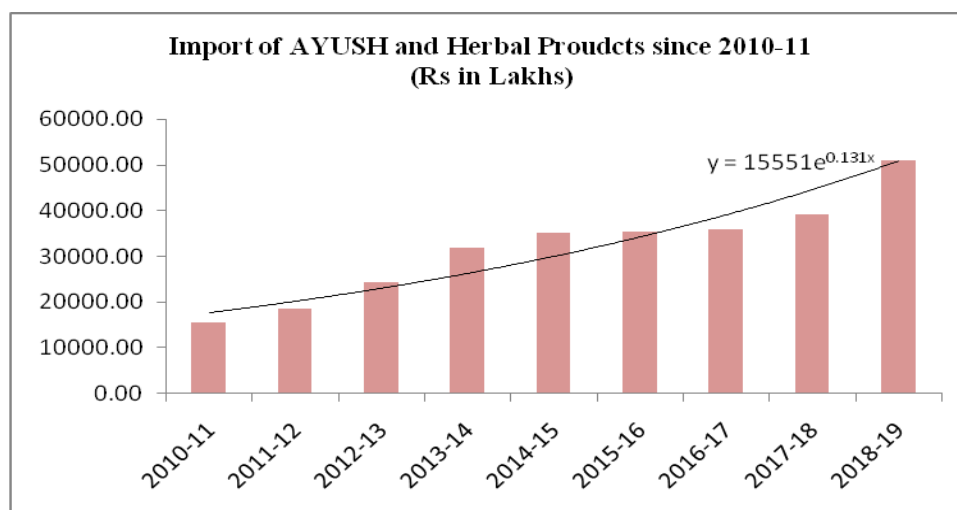
The percentage share of Export of AYUSH and Herbal Products has increased from 0.12% in 2010-11 to 0.14% in 2018-19 whereas the percentage share of Export of Pharmaceutical products has increased from 2.66% in 2010-11 to 4.47% in 2018-19



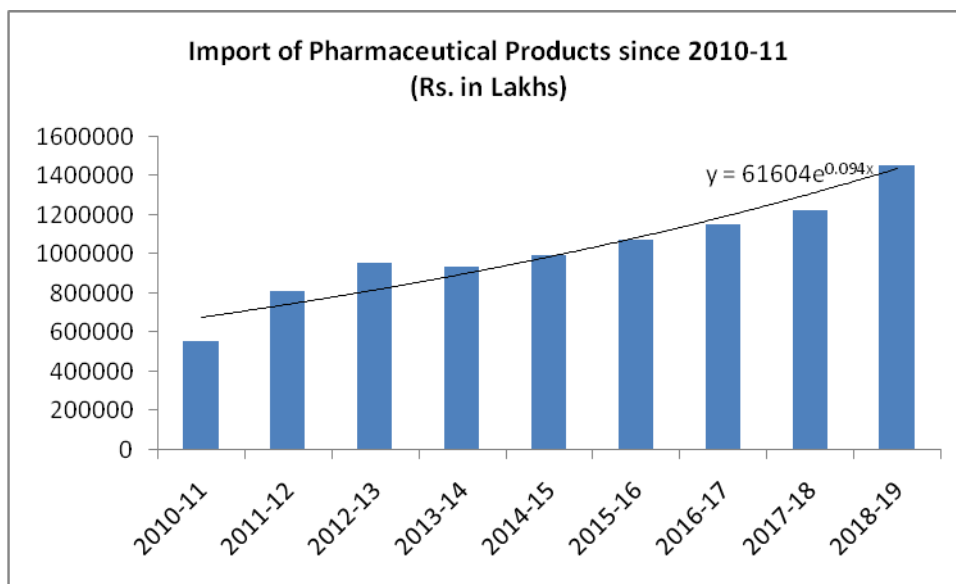
The export of all items products has increased from 1136964.26 crores in 2010-11 to 2307726.19 crores in 2018-19. It has gradually increased from 1136964.26 crores in 2010-11 to 1905011.09 crores in 2013-14. The export of all items products has decreased from 1905011.09 lcrores in 2013-14 to 1716384.40 crores in 2015-16 with decrease annual growth rate of -9% whereas it has further increased to 2307726.19 crores in 2018-19 with increase annual growth rate of 18%.

Table 9.1(b) Import of AYUSH items

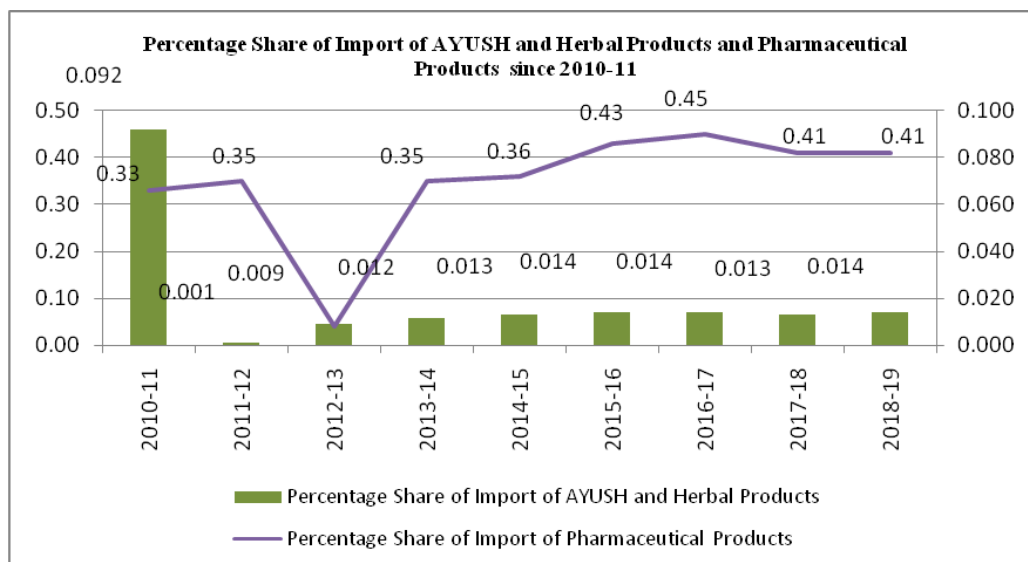
The import of AYUSH and Herbal products has gradually increased from 155.12 crores in 2010-11 to 510.23 crores in 2018-19. The import of AYUSH and Herbal products has increased from 358.87 crores in 2016-17 to 392.72 crores in 2017-18 with increase annual growth rate of 9% whereas it has further increased to 510.23 crores in 2018-19 with increase annual growth rate of 30%. The values for the exponential growth equation demonstrates that the average annual growth rate of import of AYUSH and Herbal Products has increased to 13% since 2010-11(Please see Table 9.1(b))



The import of Pharmaceuticals products has gradually increased from 5504.47 crores in 2010-11 to 14581.13 crores in 2018-19 except for the year 2013-14. The import of Pharmaceuticals products has increased from 11515.03 crores in 2016-17 to 12241.13 crores in 2017-18 with increase annual growth rate of 6% whereas it has further increased to 14581.13 crores in 2018-19 with increase annual growth rate is 19%. . The table of values for the exponential growth equation demonstrates that the average annual growth rate of import of Pharmaceuticals products has increased to 9% since 2010-11. (Please see Table 9.1(b))



The percentage share of Import of AYUSH and Herbal Products has increased from 0.01% in 2010-11 to 0.014 in 2018-19 whereas the percentage share of Import of Pharmaceuticals products has increased from 0.33% in 2010-11 to 0.41% in 2018-19



The import of all items products has gradually increased from 1683466.96 crores in 2010-11 to 3594674.61 crores in 2018-19 except for the year 2015-16 and 2016-17. The import of all items products has increased from 2577675.37 crores in 2016-17 to 3001033.43 crores in 2017-18 with

increase annual growth rate of 16% whereas it has further increased to 3594674.61 crores in 2018-19 with increase annual growth rate of 20%.

Table 9.2(a) &(b) Commodity wise Value of Export of AYUSH & Herbal Products

The export of 'Senna Leaves and Pads' has gradually increased from 2010-11 to 2015-16 and then decrease. The export of 'Neem Leaves/Powder' has gradually increased from 2010-11 to 2018-19 except for the year 2015-16 and 2017-18. Similarly, the export of 'Other levs, powder, flurs & Pods fresh/DRD W/N CUT CRSHD/PWDRD' has gradually increased from 2010-11 to 2018-19 except for the year 2016-17. The export of 'Psyllium Husk' has gradually increased from 2010-11 to 2018-19 except for the year 2013-14 and 2018-19. Similarly, the export of 'Zedovary Roots' has gradually increased from 2010-11 to 2018-19 except for the year 2013-14. The export of 'Other plants & parts of plants used in perfumery, pharmacy' has gradually increased from 2010-11 to 2018-19 except for the year 2014-15. The export of 'Extracts Neem' has gradually increased from 2010-11 to 2018-19 except for the year 2013-14. Thus, the total value of export of AYUSH and Herbal Products by 8 digit ITC(HS) Code has been gradually increased from 2010-11 to 2018-19.

Table 9.3(a) &(b) Commodity wise Value of Import of AYUSH & Herbal Products

The import of 'Sarsparilla "has gradually increased from 2014-15 to 2017-18. The import of 'Tukmaria "has gradually increased from 2014-15 to 2018-19. The import of 'Medicants of Homoeopathic Systems "has gradually increased from 2011-12 to 2014-15 and then gradually decreased from 2015-16 to 2017-18. The import of 'Medicaments of Ayurvedic Systems "has gradually decreased from 2013-14 to 2015-16 and then gradually increased from 2016-17 to 2018-19. The import of 'of Homoeopathic Medicine "has gradually increased from 2014-15 to 2018-19. The import of 'of Medicants of Bio-chemic system "has gradually increased from 2010-11 to 2014-15 and gradually decreased in 2015-16, 2017-18 and 2018-19.

The import of 'Plants & Parts of Plants including seeds & fruits (1211) "has gradually increased from 2010-11 to 2018-19 except 2017-18. The import of 'Veg Saps & Extracts (1302) "has gradually increased from 2010-11 to 2018-19. The import of 'Gingseng Roots "has gradually increased from 2010-11 to 2013-14 and then gradually decreased from 2016-17 to 2018-19. Overall, the import of AYUSH and Herbal Products have been gradually increased from 2010-11 to 2018-19.